



燈の匠
Light Master

勁戰三代 七彩晝行燈

安裝說明書

產品內容


晝行燈




2PIN 接頭



所需工具




十字螺絲起子



星字螺絲起子

外六角 10mm





內六角 6mm

安裝說明

卸下內裝上方螺絲，拆下大盾



卸下上方螺絲及下方螺母



SHORI
S11-1A-C1-12VDC

卸下左右腳踏四顆螺絲




卸下側殼左右四顆螺絲

拆下車殼以及車燈



拔除大燈及小燈接頭




卸下大燈上方螺絲



卸下左右十顆螺絲

鎖上晝行燈



接上線組接頭

晝行燈接頭

大燈接頭

若有加裝魚眼大燈請將晝行燈接頭串接
請依照上方步驟反序將車殼裝回